

Report
Academic Exchange Grants
The Grant for Development of Foreign Language E-Learning Materials
for the Academic Year 2016

A. Introduction

Looking at the positive response of video material intensive 1 from the students, it is highly recommended to develop Intensive 2 material. As the previous material, Intensive 2 features video which can expose students to the real language in the real situation. Similar with the making of Project Malay-Indonesia Intensive 1, video taking was done in Salatiga, central Java, Indonesia. Working together with Satya Wacana Christian University enriched the content of the material. Therefore, students of SFC will be exposed to essential information before they go to Indonesia.

B. Report

This project's goals are to give visual and audio exposure to students of Malay-Indonesian Language Program in Keio University Shonan Fujisawa Campus.

Schedule

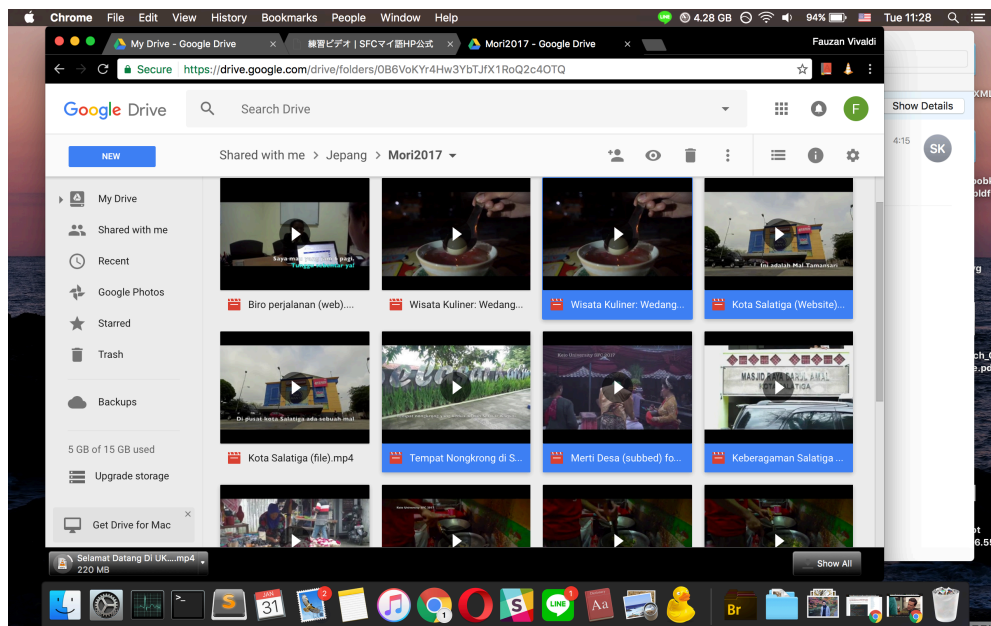
No	Period of time	Activity	Person in charge
1	July 1 – 25, 2016	<ul style="list-style-type: none"> - Reassigning the tasks - Preparing and choosing materials to be rewritten for manuscript - Recruiting local students (in Indonesia) to do (actor, audio taking, video taking, & photographer) - Rewriting the manuscript 	Yo Nonaka Petrus Ari Santoso
2	July 27 – 30, 2016	<ul style="list-style-type: none"> - Proof reading the manuscript 	Yo Nonaka Petrus Ari Santoso
3	August 15-19, 2016	<ul style="list-style-type: none"> - Auditioning the actors 	Petrus Ari Santoso
4	August 29- September 4, 2016	<ul style="list-style-type: none"> - Rehearsing the part (audio & video). It includes pronunciation, the speed of speaking and acting. 	Petrus Ari Santoso
5	September 10 - 16, 2016	<ul style="list-style-type: none"> - Video recording 1 in Indonesia 	Petrus Ari Santoso
7	September 16 – 22, 2016	<ul style="list-style-type: none"> - Audio editing 1 in Indonesia - Video editing 1 in Indonesia 	Petrus Ari Santoso
8	October 3 - 8, 2016	<ul style="list-style-type: none"> - Proof-reading 	Yo Nonaka

			Petrus Ari Santoso
9	Oct 17-28, 2016	- e-material rial	Yo Nonaka Petrus Ari Santoso
10	Nov 16-21, 2016	- Video taking 2 in Indonesia	Petrus Ari Santoso
10	Dec 1 - 15, 2016	- Video editing 2 in Japan - e-material revising and editing	Petrus Ari Santoso Students
11	Jan 11-20, 2017	- Final check	Yo Nonaka
12	Feb 1-10, 2017	- Uploading to the server	Petrus Ari Santoso

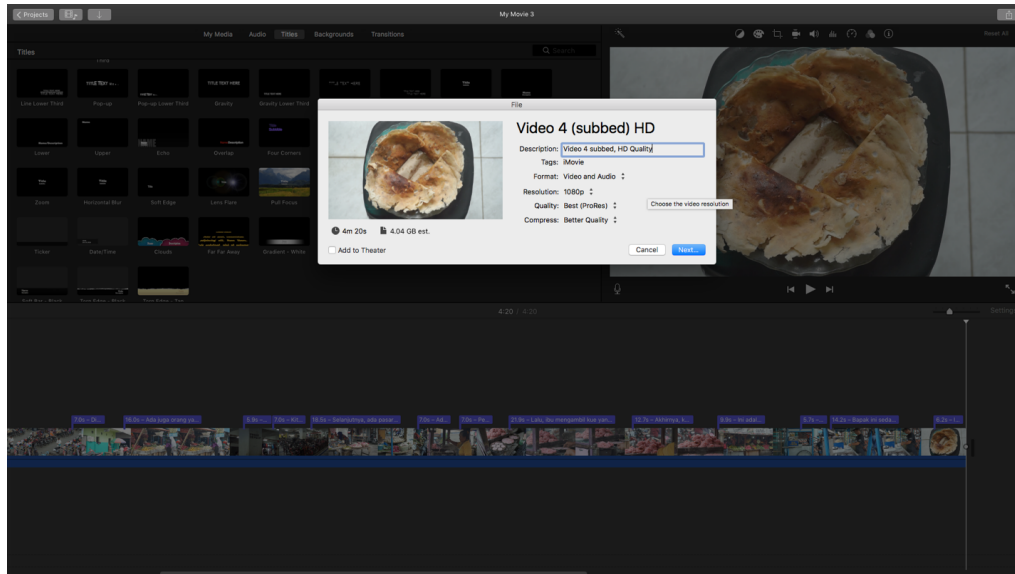
Process of final check

1. Editing process.

Videos were downloaded from google drive.



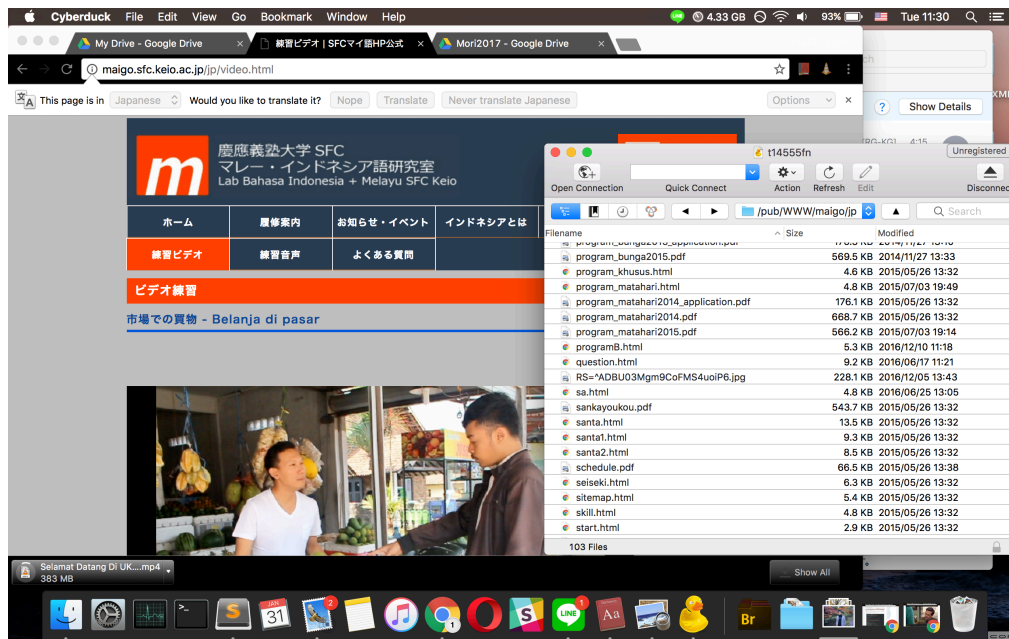
Subtitles were added to videos to enrich the usage. Some of the videos were also shortened depending on the necessity.



2. Uploading process

After the editing process, videos are uploaded to Malay-Indonesian Program website. Videos are uploaded in the ビデオ練習 under Intensive 1 videos.





How to use the videos

1. Videos are used in class. Students are expected to watch the videos without subtitle at home.
2. In the class, videos are used to encourage students to create sentences to describe the scenes in the videos.
3. Activity can be done individually or in pair depending the size of the class.

Preview of the website



Intensive 2 videos are on the same page with Intensive 1.



Videos are titled in Japanese and in Indonesian.



One of the videos featuring Salatiga, a city in Indonesia where Malay-Indonesian in country program is held in Spring and Summer holidays.



One of the videos featuring how locals spend their spare time. It has goal to create a discussion topic for SFC students to learn different culture and habits.



How to access the videos:

1. Go to: <http://maigo.sfc.keio.ac.jp/jp/index.html>
2. Select 練習ビデオ and select the video.

Name of Project: Malay-Indonesian Intensive 2

Research Project Leader: Yo Nonaka

Research Project Member: Petrus Ari Santoso

Faculty of Policy Management

Keio University, SFC

HP Malay-Indonesian Language Program: <http://maigo.sfc.keio.ac.jp/jp/index.html>

Email: yon@sfc.keio.ac.jp; santoso@sfc.keio.ac.jp

Feb 2017